













ALUMINIUM WINDOW & DOOR STANDARD COLOUR RANGE

STANDARD COLOURS

	Pearl White Gloss 1004		Custom Black Matt 1002		Stone Beige Matt 1006
	APO Grey Satin 1001		Monument® COLOURBOND® Matt 1011		Paperbark® COLOURBOND® Matt 1012
	Anotec Natural Pearl Matt 1009		Woodland Grey® COLOURBOND® Matt 1008		Primrose Gloss 1005
	Dune® COLOURBOND® Matt 1010				

SELECTED PEARLS

	Citi® Pearl Matt 3002		Precious Silver Pearl Kinetic Pearl Satin 3007		Stormfront Pearl Matt 3004
	Ultra Silver Pearl Gloss 3006		Silver Medallist Pearl Satin 3005		Charcoal Metallic Gloss 3001

POPULAR COLOURS

	Rivergum Beige Gloss 2018		Berry Grey Satin 2001		Headland® COLOURBOND® Matt 2009
	Magnolia Gloss 2012		Ironstone® COLOURBOND® Matt 2010		Manor Red® COLOURBOND® Matt 2013
	Classic Cream™ COLOURBOND® Matt 2004		Dark Grey Matt 2005		Hammersley Brown Satin 2008
	White Birch Gloss 2026		Blue Ridge® COLOURBOND® Matt 2002		Jasper® COLOURBOND® Matt 2011
	Doeskin Satin 2006		Wilderness® COLOURBOND® Matt 2023		Wallaby Matt 2028
	Sandbank® COLOURBOND® Matt 2019		Pale Eucalypt® COLOURBOND® Matt 2015		Basalt Matt 2027
	Pottery Satin 2017		Windspray® COLOURBOND® Matt 2024		Charcoal Satin 2003
	Surfmist® COLOURBOND® Matt 2022		Silver Grey Matt 2021		Notre Dame Gloss 2014

KEY

○ ThermalHEART® Single Finish/External Colour

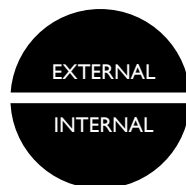
● ThermalHEART® Internal Colour

🔧 Colour Matched Hardware Available

THERMALHEART® DUAL FINISH TECHNOLOGY

In order to achieve excellent thermal performance, ThermalHEART® systems incorporate an innovative polyamide insulator strip which separates the internal and external elements of the extrusion and drastically improves insulation against radiant heat and cold transfer between the internal and external environments.

The innovative thermal insulator joining method allows a different choice of finish to complement both internal and external finish palettes resulting in one finish on the outside and another on the inside.



Single Finish

Where you desire the same finish for your joinery inside and out, select from any of the finishes with the ○ symbol.



Dual Finish

If you would like to utilise different finishes on the inside and outside of your joinery, select an external colour, denoted with ○, and then a corresponding internal colour as marked with a ⊙.

The delivery time and cost of the finishes available in this finish card will vary depending on your choice. Please obtain a comprehensive quote from your Vantage or Elevate fabricator prior to placing your order. Finishes displayed on this finish card are a guide only and have been matched as close as possible to production standards under daylight conditions. Over time performance may vary between COLORBOND® steel and powder coated Vantage or Elevate joinery due to the different paint technologies used.

CHOOSING A COLOUR FOR YOUR WINDOW AND DOOR SYSTEMS REQUIRES CAREFUL THOUGHT. ALL VANTAGE, ELEVATE™ AND THERMALHEART® WINDOWS AND DOORS ARE MADE TO ORDER SO YOU HAVE COMPLETE FREEDOM TO CHOOSE THE PERFECT COLOUR AND FINISH FOR YOUR PROJECT.

WARRANTIES

The finish on Vantage and Elevate™ Joinery is supplied by market leaders Dulux Powder Coatings. AWS offers comprehensive warranties on the finish of your Vantage and Elevate™ joinery for your peace of mind.

Depending on your colour choice, you will benefit from warranty cover ranging from a minimum of 7 years film integrity and 7 years colour integrity for residential applications, and up to 15 years film integrity and 15 years colour integrity for high-end residential and commercial applications. Please consult your AWS fabricator to obtain details of the warranty terms and conditions or to view a sample warranty.

CARE AND MAINTENANCE

Like any other painted surface, powder coated aluminium performs at its best when it is properly cared for. Keeping the surface free from pollutants and environmental contaminants will give you the maximum benefit and long-lasting performance from your powder coated surface.

RECOMMENDED CLEANING

A gentle clean with a soft brush and mild detergent, followed by a fresh water rinse, will maintain the long-term performance of your powder coated products. In rural or normal urban environments, cleaning should occur every 12 months. In areas of high pollution, such as industrial areas or coastal environments, cleaning should occur every three months. In particularly hazardous locations such as beachfronts, severe marine environments or areas of high industrial pollution, cleaning should occur monthly. Do not use strong solvents, abrasive cleaning products or any product recommended for thinning paints. If you need to remove splashed paint, sealants or mastics from your powder coated products use white spirits. Carry out cleaning in shade and during cooler temperatures using a soft cloth and gentle wiping only.

We recommend that prior to using any cleaning agent on your windows or doors, you test a small non-visible area of your powder coated product to ensure that no visual colour change or damage will occur. Ask your fabricator for the care and maintenance information specific to your product choice.

Queanbeyan Showroom

Unit 8/42 Stephens Road
Ph: (02) 6299 1515
Fax: (02) 6299 1464
info@monarowindows.com.au

Mitchell Showroom

5/5 Pelle St Mitchell
Ph: (02) 6241 0999
Fax: (02) 6241 0977
info@monarowindows.com.au

monarowindows.com.au

